Pik Döküm / Cast Iron

T-3020



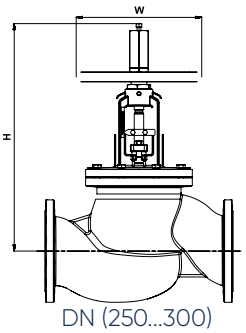

DN (250...300)

Genel Özellikler / General Specifications
Çalışma Sıcaklık Aralığı / Working Temperature : -10 ... +120 °C (16 Bar)

Standartlar / Standards
Sertifikalar / Certificates :
Tasarım / Design : TS EN 13789
Flanş Boyutları / Flange Dimensions : TS EN 1092-2 (PN 16)
Bağlantı Boyutları / Connection Dimensions : TS EN 1092-2 (PN 16)
Testler / Tests : TS EN 12266-1

Uygulamalar / Applications
Isıtma soğutma ve diğer su sistemleri
Heating and cooling systems and other water systems

Ürün sayfası için okutun
Scan for product page

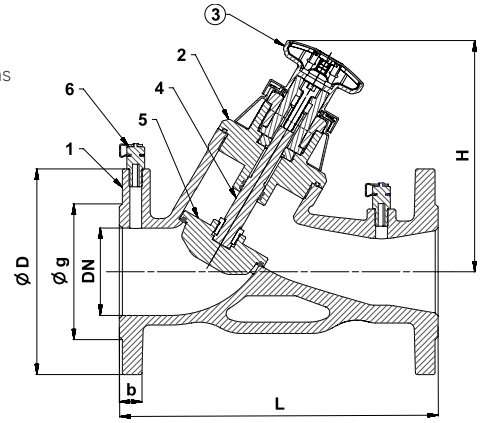

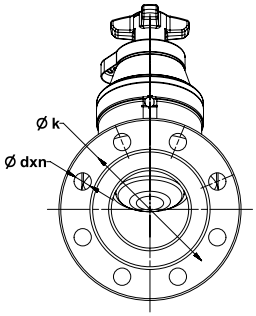

Malzeme Özellikleri Material Specifications

No	Parça Adı / Part Name	Malzeme / Material
1	Gövde/Body	GG 25 - EN GJL 250 - Pik Döküm / Cast Iron
2	Kapak/Bonnet	GG 25 - EN GJL 250 - Pik Döküm / Cast Iron
3	Volan/Handwheel	DN 40-150, Ebonit/*Ebonite*, DN 200-300, GG 25-EN GJL 250 - Pik Döküm / Cast Iron
4	Mil/Stem	X20Cr13 - AISI420 - Paslanmaz Çelik / Stainless Steel
5	Klape/Disc	GGG 40 - EN GJS 400-15 - Sfero Döküm + Kauçuk Kaplama / Ductile Iron + Rubber Coated
6	Ölçüm Probu/Measurement Probe	CuZn40Pb2 - CW617N - Pirinç / Brass

Ölçüler Dimensions

Anma Basıncı Nominal Pressure		16 Bar									
Anma Çapı Nominal Diameter	DN	40	50	65	80	100	125	150	200	250	300
Vana Boyutları Valve Dimensions	L	200	230	290	310	350	400	480	600	730	850
	H	176	190	214	225	334	388	403	825	900	945
	W	86				160			400		
	D	150	165	185	200	220	250	285	340	405	460
	g	84	99	118	132	156	184	211	266	319	370
	k	110	125	145	160	180	210	240	295	355	410
	b	18	20		22	24	26		30	32	
Ağırlık Weight	Kg	8,65	11,60	15,8	20,45	36,45	69,2	95,6	182	275,8	311,5